
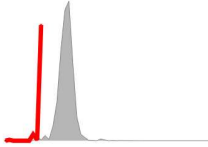


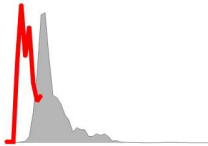


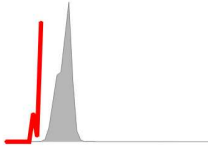


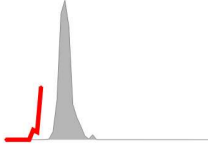


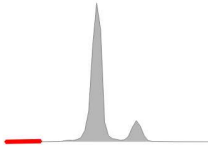








Bollettino dei pollini di Villa Welsperg rilevati dal 1 apr 2024 al 7 apr 2024

Polline	Livello di concentrazione	Andamento stagionale	Tendenza
Betulla <i>Betula</i>			
Cupressacee, Taxacee <i>Cupressaceae, Taxaceae</i>			
Frassino comune <i>Fraxinus excelsior</i>			
Carpino nero <i>Ostrya carpinifolia</i>			
Poacee (Graminacee) <i>Poaceae</i>			
Salice <i>Salix</i>			

Il livello di concentrazione si riferisce alla quantità di polline rilevato e non fornisce informazioni sulla soglia di scatenamento dei sintomi.


Trascurabile


Bassa


Media


Alta

Bollettino completo https://aeroba.fmach.it/bollettino_villa

Ulteriori informazioni

<https://www.parcopan.org/le-attivita/la-ricerca-nel-parco/bollettino-dei-pollini/>